

- Unique European energy storage technology
- Fully certified
- Specially designed to use for all solar applications even in extreme temperature conditions
- Super long life time, leakage and maintenance free
- Terminals at the front for easy connection
- Durable and sustainable with extra long cycles



### SPECIFICATION

Cells Per Unit	6
Voltage Per Unit	12
Capacity	100Ah@10hr-rate to 1.80V per cell @25°C
Weight	Approx. 30 Kg (Tolerance ±2%)
Max. Discharge Current	1000 A(5 sec)
Internal Resistance	Approx. 5.2 mΩ
Operating Temperature Range	Discharge: -20°C ~ 60°C Charge: 0°C ~ 50°C Storage: -20°C ~ 60°C
Normal Operating Temperature Range	25°C ± 5°C
Equalization and Cycle Service	14.6 to 14.8 VDC/unit Average at 25°C
Self Discharge	Less than 3% per month at 25°C
Container Material	A.B.S. (UL94-HB) , Flammability resistance of UL94-V2 (if required)

#### Constant Current Discharge Characteristics Unit: A(25°C)

F.V/T ime	15MIN	30MIN	1HR	2HR	3HR	4HR	5HR	8HR	10HR	20HR
9.60V	172.4	100.5	62.42	38.54	26.19	21.12	17.53	11.55	10.72	5.67
10.0V	168.9	99.2	61.59	37.76	25.70	20.82	17.37	11.50	10.61	5.57
10.2V	165.3	97.7	61.00	37.36	25.48	20.61	17.26	11.40	10.51	5.46
10.5V	157.4	95.0	60.25	36.87	25.25	20.30	17.12	11.29	10.40	5.36
10.8V	145.1	91.8	59.42	36.57	24.95	19.61	17.03	11.25	10.31	5.30
11.1V	130.2	88.3	58.01	35.10	24.47	19.33	16.91	11.16	10.19	5.09

#### Constant Power Discharge Characteristics w/ block:W(25°C)

F.V/T ime	15MIN	30MIN	1HR	2HR	3HR	4HR	5HR	8HR	10HR	20HR
9.60V	1873	1150	723.3	451.6	308.3	252.8	210.0	138.3	126.0	67.02
10.0V	1847	1138	716.7	446.1	303.7	249.2	208.1	137.7	125.0	65.86
10.2V	1826	1128	712.5	442.9	302.4	246.9	206.9	136.7	123.9	64.64
10.5V	1744	1105	707.9	437.3	299.9	243.5	205.2	135.5	122.7	63.42
10.8V	1627	1079	698.8	434.1	296.6	235.3	204.3	134.9	121.5	62.81
11.1V	1482	1049	688.4	417.8	291.6	231.9	203.5	134.0	120.2	60.56

All mentioned values are average values.

### Recommended FOV (final voltage) When Discharge

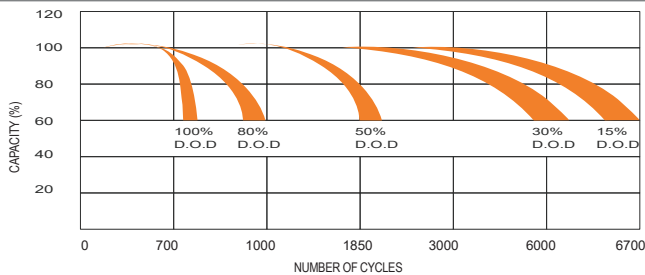
Discharging Current I (A)	$I \leq 0.1C$	$0.1 < C \leq 1.05C$	$0.5 < C \leq 1.10C$	$I > 1.0C$
Final of Voltage	10.8V	10.8V	10.2V	9.6V

### Charging Method

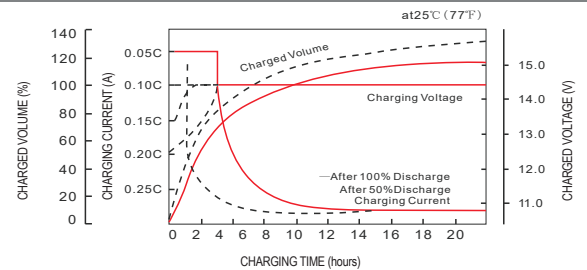
Usage	Temperature (°C)	Charging Voltage (V/Cell)			Charging Current (A)
		Battery Type	Rated Voltage	Allowed Range	
Cyclic Float	25°C	AGM	2.44 / 2.28	2.43 - 2.45 / 2.27-2.30	1) 0.3C for 6V, 12V block, 2) 0.2C for 2V block
Cyclic Float	25°C	GEL, OPZV	2.39 / 2.28	2.37 - 2.4 / 2.27-2.30	

Temperature effect on float charge v: -3mV/°C/Cell, on cyclic charge V: -4mV/°C/Cell.

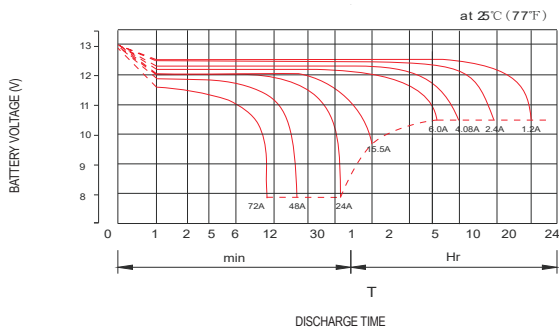
### LIFE CHARACTERISTICS OF CYCLIC USE



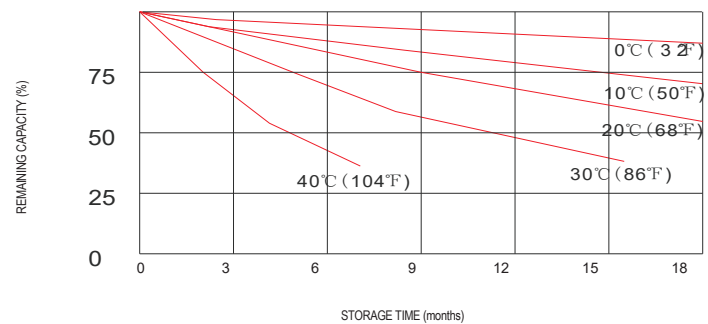
### CHARGE CHARACTERISTIC CURVE FOR STANDBY USE



### DISCHARGE CHARACTERISTIC CURVE



### STORAGE CHARACTERISTIC

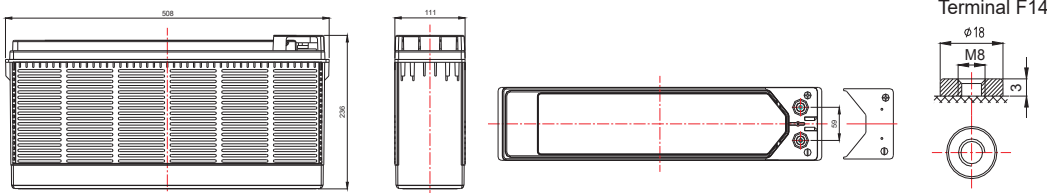


### MAINTENANCE AND CAUTIONS

- 1) New battery and old battery shall not be used together, and batteries from different makers or in different capacity shall not be used together either.
- 2) Please start from positive pole for any connection. Torque for connection : M5 Torque : 6N·m ~ 7N·m, M6 Torque : 8N·m ~ 10N·m, M8 Torque : 10N·m ~ 12N·m

### DIMENSIONS

(unit: mm) (L x W x H = 508 x 111 x 236)



### OUR PARTNER:

