

- Unique European energy storage technology
- Fully certified
- Specially designed to use for all solar applications even in extreme temperature conditions
- Super long life time, leakage and maintenance free
Terminals at the front for easy connection
- Durable and sustainable with extra long cycles



SPECIFICATION

Cells Per Unit	6
Voltage Per Unit	12
Capacity	185Ah@10hr-rate to 1.75V per cell @25°C
Weight	Approx. 56Kg (Tolerance±1.5%)
Max. Discharge Current	1850 A (5 sec)
Internal Resistance	Approx. 4 mΩ
Operating Temperature Range	Discharge: -20°C ~ 60°C Charge: 0°C ~ 50°C Storage: -20°C ~ 60°C
Normal Operating Temperature Range	25°C ± 5°C
Equalization and Cycle Service	100% rate capacity discharge, then put 14.6 to 14.8 V/block at 25°C
Self Discharge	Less than 3% per month at 25°C
Container Material	A.B.S. (UL94-HB) , Flammability resistance of UL94-V2 (if required)

Constant Current Discharge Characteristics Unit: A/block(25°C = 77°F)

F.V/ Time	30min	1h	2h	3h	4h	5h	6h	8h	10h	20h
9.6 0V	185.9	115.5	71.29	48.45	39.07	28.61	32.43	21.36	19.59	10.37 t
10.0V	183.5	113.9	69.86	47.55	38.51	28.36	32.14	21.27	19.40	10.18
10.2V	180.7	112.9	69.12	47.13	38.13	28.17	31.93	21.08	19.20	9.98
10.5V	175.7	111.5	68.21	46.71	37.56	27.94	31.66	20.90	19.01	9.79
10.8V	169.9	109.9	67.65	46.17	36.28	27.80	31.51	20.81	18.84	9.69
11.1V	163.4	107.3	64.93	45.26	35.75	27.60	31.28	20.64	18.62	9.30

Constant Power Discharge Characteristics W/ block:(25°C = 77°F)

F.V/ Time	30min	1h	2h	3h	4h	5h	6h	8h	10h	20h
9.6 V	2128	1338	835	570	468	343	389	256	235	125
10.0V	2106	1326	825	562	461	340	385	255	233	123
10.2V	2087	1318	819	559	457	338	383	253	231	120
10.5V	2045	1310	809	555	451	335	380	251	229	118
10.8V	1996	1293	803	549	435	333	378	250	226	117
11.1V	1942	1273	773	539	429	332	376	248	224	113

All mentioned values are average values.

Recommended FOV (final voltage) When Discharge

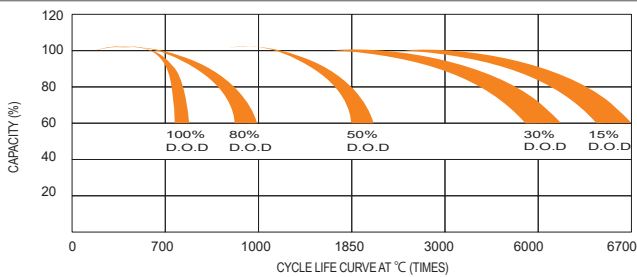
Discharging Current I (A)	$I \leq 0.1C$	$0.1 < C \leq 1.0$	$0.5 < C \leq 1.0$	$I > 1.0C$
Final of Voltage	10.8V	10.5V	10.2V	9.6V

Charging Method

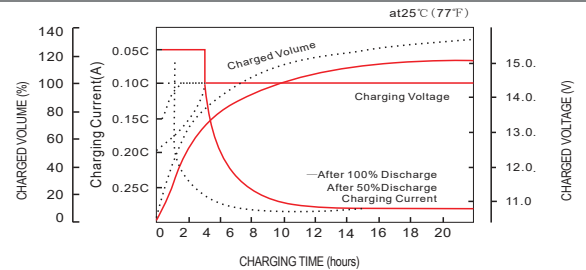
Usage	Temperature (°C)	Charging Voltage (V/Cell)			Charging Current (A)
		Battery Type	Rated Voltage	Allowed Range	
Cyclic Use	25°C	AGM	2.44 / 2.28	2.43 - 2.45 / 2.27 - 2.30	1) 0.3C for 6V, 12V block, 2) 0.2C for 2V block
Float Use	25°C	GEL, OPZV	2.39 / 2.28	2.37 - 2.4 / 2.27 - 2.30	

Temperature effect on float charge v: -3mV/°C/Cell, on cyclic charge V: -4mV/°C/Cell.

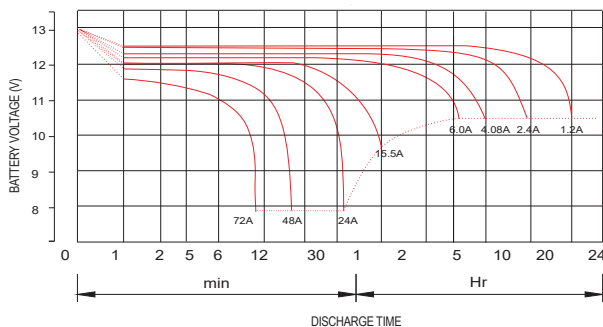
LIFE CHARACTERISTICS OF CYCLIC USE



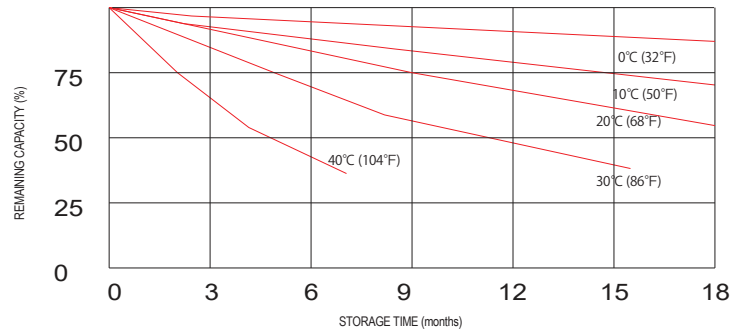
CHARGE CHARACTERISTIC CURVE FOR STANDBY USE



DISCHARGE CHARACTERISTIC CURVE



STORAGE CHARACTERISTIC

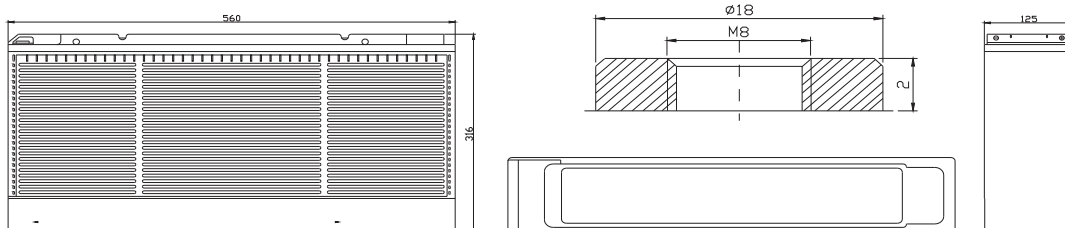


MAINTENANCE AND CAUTIONS

- 1) New battery and old battery shall not be used together, and batteries from different makers or in different capacity shall not be used together either.
- 2) Please start from positive pole for any connection. Torque for connection : M5 Torque : 6N·m ~ 7N·m, M6 Torque : 8N·m ~ 10N·m, M8 Torque : 10N·m ~ 12N·m

DIMENSIONS

(unit: mm) (L x W x H = 560 x 125 x 316)



OUR PARTNER:



www.hollandiasolar.com